

# At the Zoo

## Short Sentences Cards


These cards are designed to help young children practice saying sentences with the carrier phrase “I see”. You can assemble them as a book or use them as flash cards.

I recommend using the following steps when using these cards with your child:

1. Model pointing to each of the dots as you read the words.
2. Encourage your child to point to the blue dots and say “I see” and then you finish the sentence while pointing to the dots.
3. You point to the blue dots and say “I see” and let your child finish the sentence while pointing to the black dots.
4. Let your child point to all the dots while saying the words.
5. Print out two sets and have your child match cards while saying the sentences.

Happy learning!

Compliments of [mercyformarthas.com](http://mercyformarthas.com)




What I See

# At the Zoo

[mercyformarthas.com](http://mercyformarthas.com)



I see a peacock.



I see goats.





I see a donkey.



I see an ostrich.






I see an alpaca.




I see a turtle.





I see a polar bear.




I see a rhino.





I see a giraffe.



I see zebras.





I see penguins.



I see flamingos.



