

p. 4

Old truck.

Old, old, truck.

p. 5

New car.

New, new car.

p.6

Red truck.

Big, red truck.

p.7

Blue car.

Little blue car.

Cars go fast.

p.8

Zoom ! Zoom !

p.9

Truck is old.
Old, old truck.

p.10

Truck is slow.
Slow, slow truck.

p.11

Cars go fast.
Zoom ! Zoom !

p.12

Trucks go fast.

Zoom ! Zoom !

p.13

Blue car.

Red car.

p.14

Car is dirty.

Dirty red car.

p.15

Big red truck.

p.16

Car is wet.

p.17

Car is yellow.
Yellow and slow.

p.18

Car is big.
Big and fast.

p.19

Cars go fast.

p.20

Zoom ! Zoom !

p.21

Red car. Blue car.
Cars go slow.

p.23

Car is up.

p.24

Car is down.

p.25

Car is red.

p.26

Red and new.

p.27

Big red truck.

p.28

p.29

Little yellow car.

p.30

Cars and trucks

p.31

go fast and slow.

p.32

The End

Old

old

New

new

Truck

truck

Car

car

Big

big

Little

little

Fast

fast

Slow

slow

Dirty

dirty

up

down

go

wet

Zoom

and



Red



red

Red

red




Blue




blue

Blue

blue



Yellow




yellow

Yellow

yellow

Old, New, Red, Blue - Adapted Book

These pages and flash cards are for the book *Old, New, Red, Blue*.



1. Print pages 1- 6 on self-adhesive paper. Cut out the boxes and stick them onto the appropriate pages.
2. Print two sets of the flashcards on card stock.
3. Most of the words used in this adapted book are taught in *See and Learn Phrases* 2. However, if you do not have this kit, you can still use the flashcards provided to teach your child to read the words by sight.
4. Have your child match, select, then name the sight words. Teach them in sets of three-five. Then do a fast flash with those three to five cards, three times in a row. Children will need to learn to read words beginning with capital letters and lower case letters. Once your child can successfully read the sight words, he/she is ready to begin reading the adapted version of *Old, New, Red, Blue*.