




Silly Rhymes

mercyformarthas.com

Words that rhyme
have the same
ending sound.
Listen carefully.






cat



bat



sat



hat

All these words end in **at**.
These words rhyme.




Hat on a cat ?


That's silly !




sun



bun



run



nun

All these words end in **un**.
These words rhyme.



Bun on the sun ?

That's silly !



shoe



stew



two



blue

All these words end in oo.
These words rhyme.



Shoe in my stew ?

That's silly !

The End,
my friend.




Hey! That rhymes, too!



More Silly Rhymes

Words that rhyme
have the same
ending sound.
Listen carefully.





bed



bread



red



head

All these words end in **ed**.
These words rhyme.



Bread on her head ?

That's silly !



pie



hi



sky



fly

All these words end in **i**.
These words rhyme.



Pie in the sky ?

That's silly !



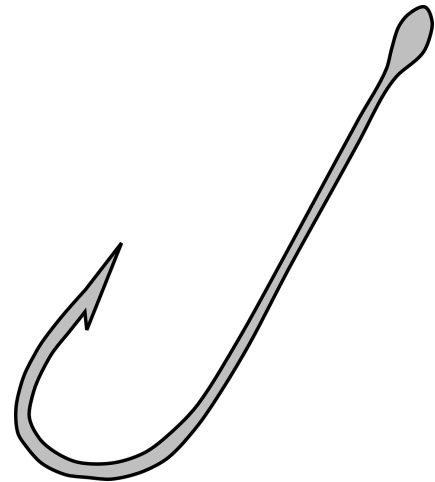
book



look



cook



hook

All these words end in **ook**.
These words rhyme.



Book on the cook ?

That's silly !

The End,
my friend.




See you later,
Alligator!




Even More Silly Rhymes



bee



key



tree



three

All these words end in **ee**.
These words rhyme.



Key on a bee ?

That's so silly !



bow



toe



mow



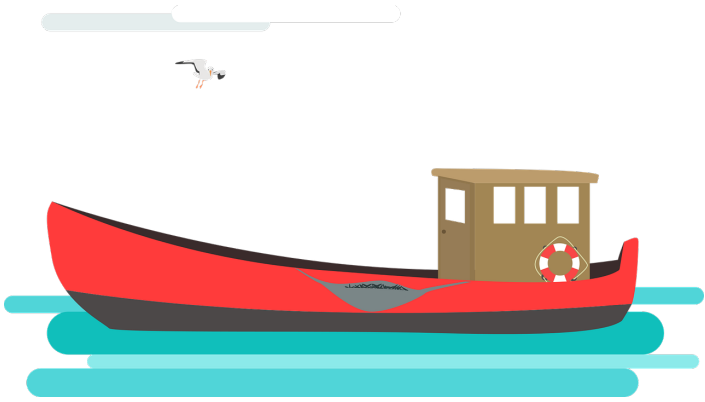
grow

All these words end in **oh**.
These words rhyme.



Bow on a toe ?


That's so silly !



boat



coat




goat



float

All these words end in **oat**.
These words rhyme.



Goat in a boat ?


That's so silly !

The End,
my friend.



See you later,
Alligator !

In a while,
Crocodile !



More Rhyming Activities

1. **Do they Rhyme?** Name three rhyming words in a row. ie. hat, cat, sat. Ask your child, “Do they rhyme?” Next name three words in a row that don’t rhyme. Ask your child, “Do they rhyme?” Keep going back and forth between words that rhyme and don’t rhyme.
2. **Choose the rhyming word:** Reprint the pages with pictures and words. Make flash cards out of the pictures. Lay out three rhyming words. Put out two more words below the rhyming words. One of the words should rhyme with the others; the other should not. Name the rhyming words with your child. Then ask him/her to choose the word below that also rhymes.
3. **Match the rhyming words:** Use the flash cards again. On the left side of the table put out two non-rhyming words, such as “cat” and “sun”. Arrange them vertically. On the right side of the table put out another two words, each rhyming with the words you put out on the left side. For example, if you put out “cat” and “sun” on the right side, put “bat” and “run” on the right side. Ask your child to match the rhyming words.
4. **Make more silly rhymes:** such as “bun on the run” and “cat with a bat”. Let your child look at the rhyming word pages and see if he/she can make up his/her own.