



Sight Word Practice

for See and Learn Phrases 1



Week 1

review words:

sleeping

baby

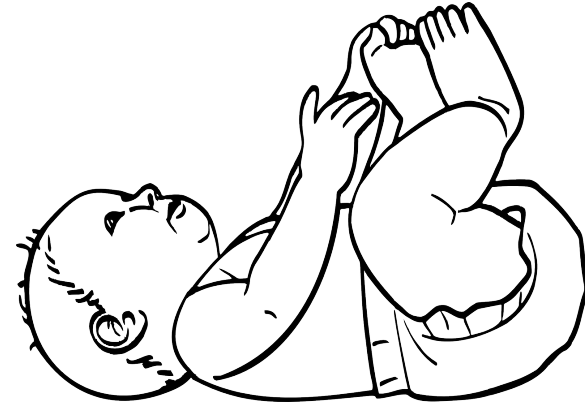
cat

bed

1- Day 1: Cut out these pictures. Help your child match and tape them to the words on p. 4.



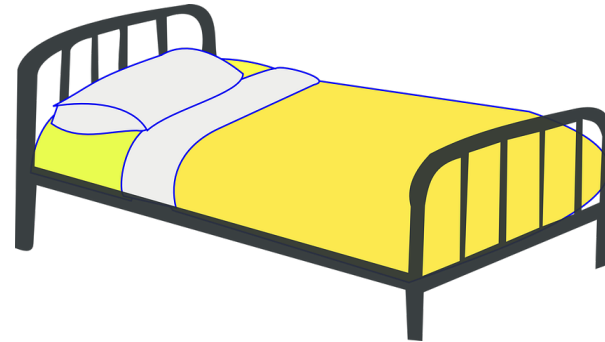
sleeping



baby



cat



bed

sleeping

baby

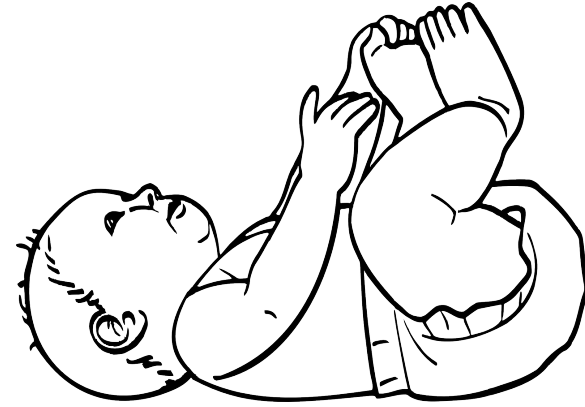
cat

bed

1- **Day 2:** Cut out these pictures. Help your child match and tape them to the words on p. 6.



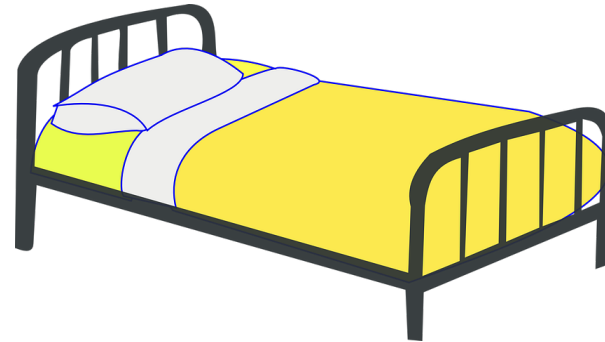
sleeping



baby



cat



bed

bed

cat

sleeping

baby

1- **Day 3:** Cut out these words. Help your child match and tape them on top of the pictures on p. 8.
Practice reading the word and flipping it to check the picture underneath.

sleeping

baby

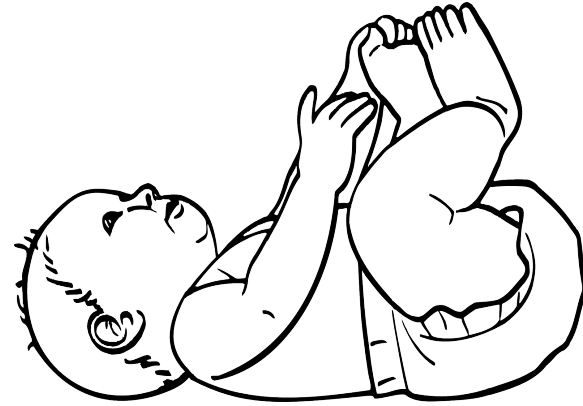
cat

bed

Tape words from p. 7 onto the matching pictures below.



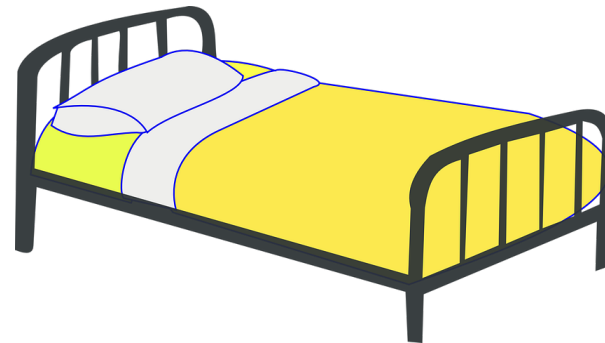
sleeping



baby



cat



bed

1- **Day 4:** Cut out these words. Help your child match and tape them on top of the pictures on p. 10.
Practice reading the word and flipping it to check the picture underneath.


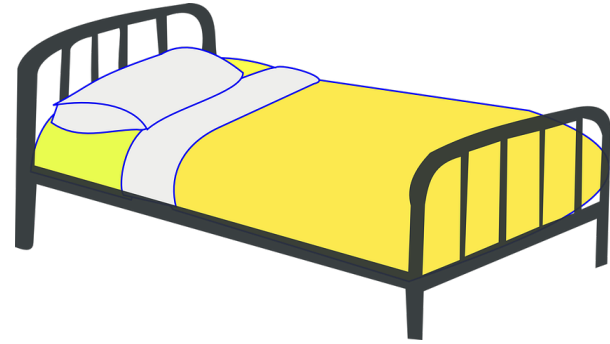
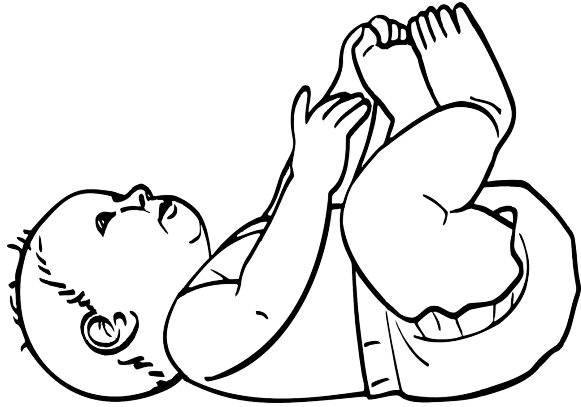
sleeping

baby

cat

bed

Tape the words from p. 9 onto the matching pictures below.




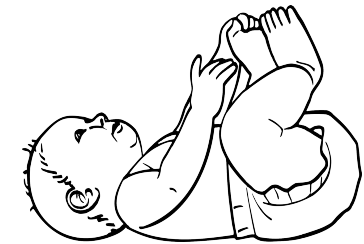
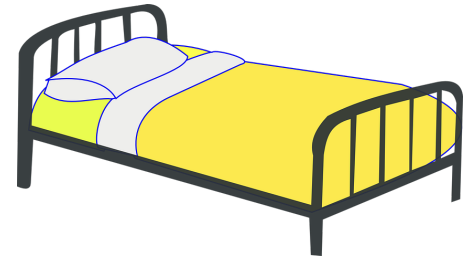
1- Day 5: Draw a line to match the words to the picture.

cat

baby

sleeping


bed



Day 5: Cut out these sentences. Match and staple them to the pictures on p. 13 and read.
Practice reading each sentence and flipping the page to check the picture underneath.

cat is
sleeping

baby is
sleeping



Week 2

review words:

sleeping

baby

cat

bed

dog

eating


2 - **Day 1:** Cut out these pictures. Help your child match and tape them to the words on p. 16.




sleeping



eating



cat



dog

sleeping

eating

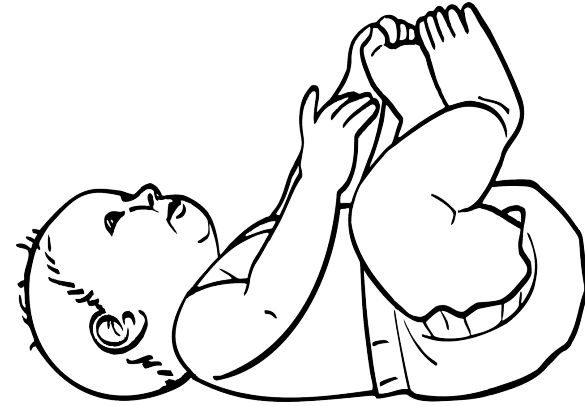
cat

dog

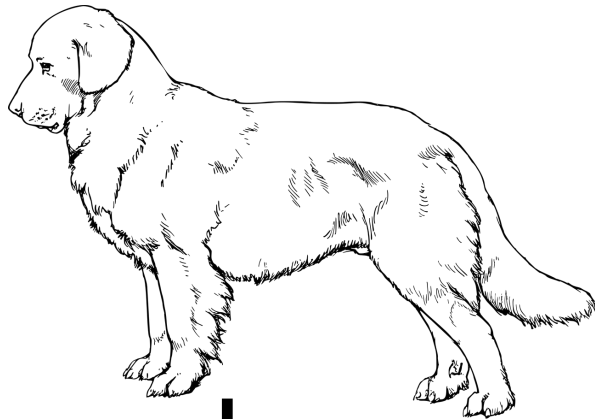
2- **Day 2:** Cut out these pictures. Help your child match and tape them to the words on p. 18.



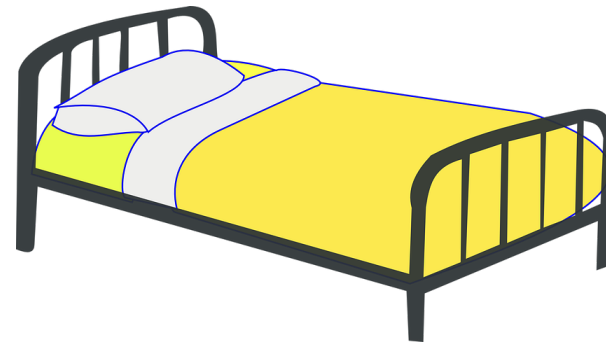
eating



baby



dog



bed

baby

eating

bed

dog

2- **Day 3a:** Cut out these words. Help your child match and tape them on top of the pictures on p. 20.
Practice reading the word and flipping it to check the picture underneath.

sleeping

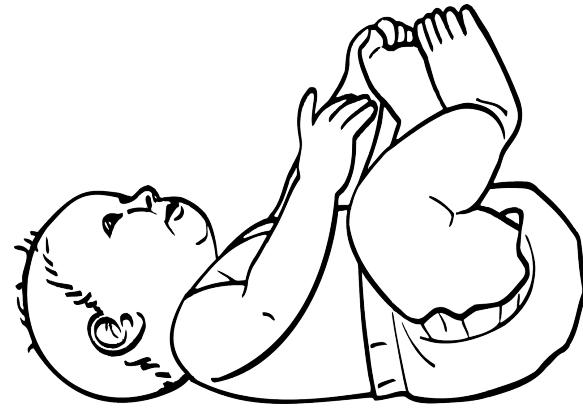
baby

cat


bed



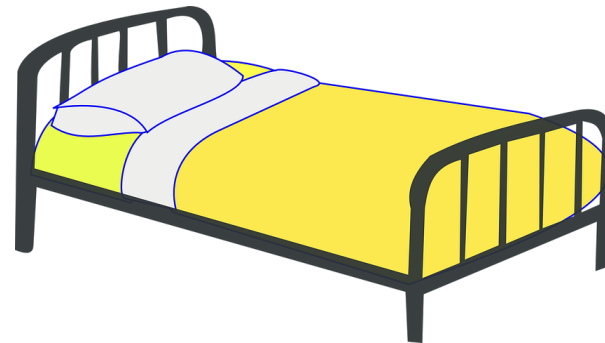
sleeping



baby



cat




bed

2- **Day 3b:** Cut out these words. Help your child match and tape them on top of the pictures. Practice reading the word and flipping it to check the picture underneath.

eating

dog



eating

dog

2- **Day 4a:** Cut out these words. Help your child match and tape them on top of the pictures on p. 23.
Practice reading the word and flipping it to check the picture underneath.

sleeping

eating

cat

dog




sleeping



eating



cat

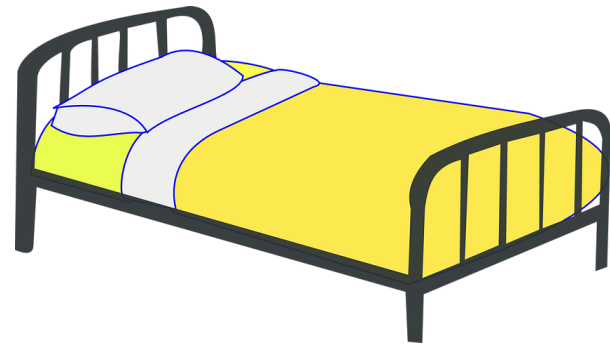
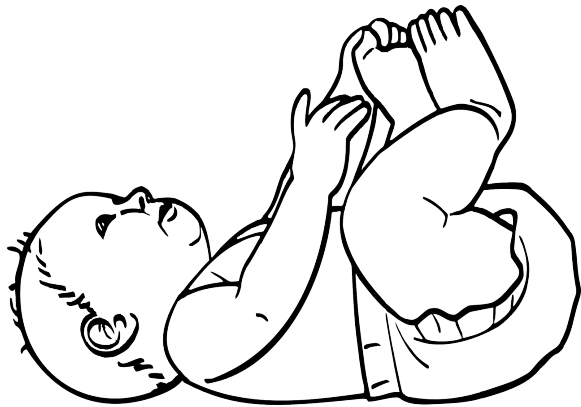


dog

2- **Day 4b:** Cut out these words. Help your child match and tape them on top of the pictures. Practice reading the word and flipping it to check the picture underneath.

baby

bed



baby

bed


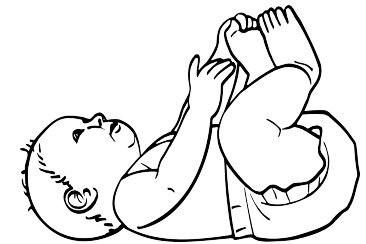
2- Day 5a: Draw a line to match the words to the picture.

dog

baby

sleeping


eating



Day 5a: Cut out these sentences. Match and staple them to the pictures on p. 27 and read.
Practice reading each sentence and flipping the page to check the picture underneath.

dog is
sleeping

cat is
sleeping



Day 5b: Cut out these sentences. Match and staple them to the pictures on p. 29 and read.
Practice reading each sentence and flipping the page to check the picture underneath.

cat is
eating

baby is
eating



Week 3

review words:

sleeping

baby

cat

bed

dog

eating

drinking

bear


3 - **Day 1a:** Cut out these pictures. Help your child match and tape them to the words on p. 32.




drinking



eating



bear



dog

drinking

eating

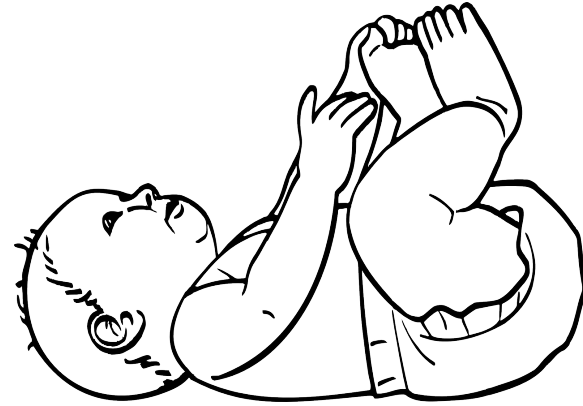
bear

dog


3- Day 1b: Cut out these pictures. Help your child match and tape them to the words on p. 34.



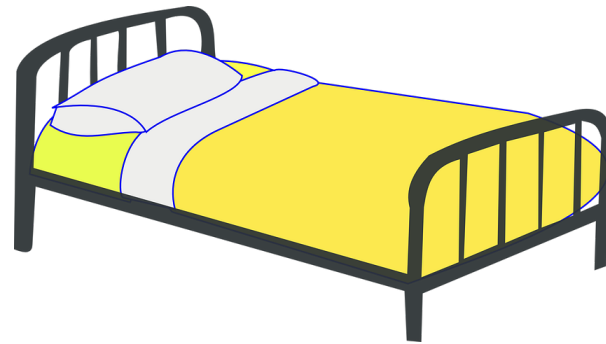
sleeping



baby



cat



bed

sleeping

baby

cat

bed


3 - **Day 2a:** Cut out these pictures. Help your child match and tape them to the words on p. 36.




drinking



eating



bear



dog

drinking

eating

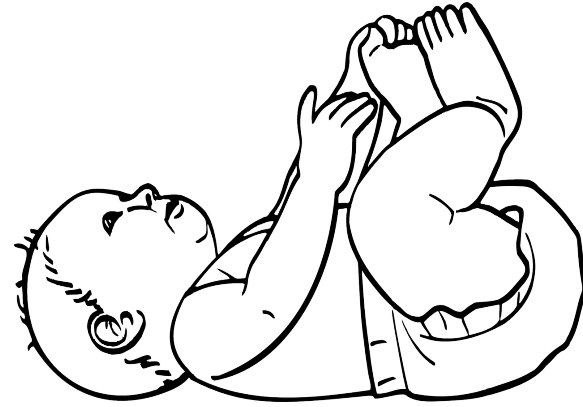
bear

dog

3- Day 2b: Cut out these pictures. Help your child match and tape them to the words on p. 38.



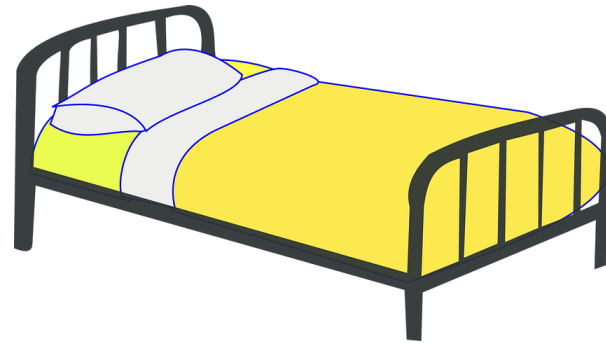
sleeping



baby



cat



bed

sleeping

baby

cat

bed

3- **Day 3a:** Cut out these words. Help your child match and tape them on top of the pictures on p. 40.
Practice reading the word and flipping it to check the picture underneath.

sleeping

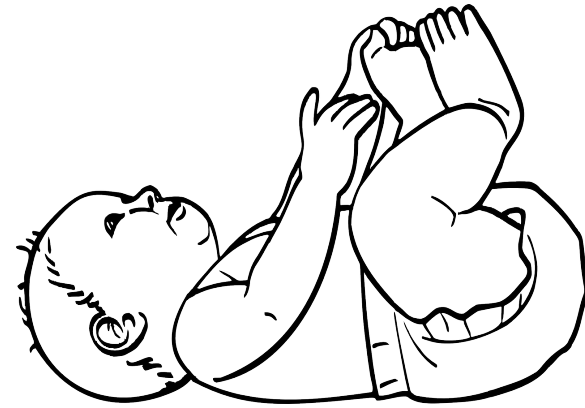
baby

cat

bed



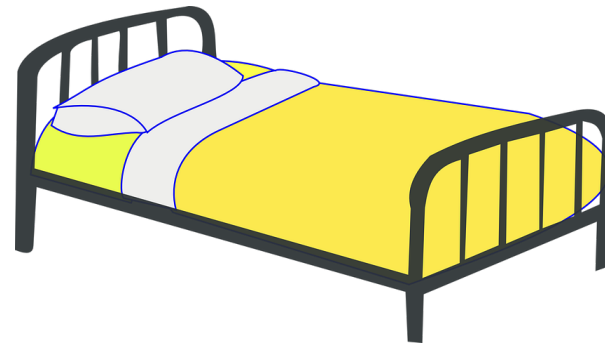
sleeping



baby



cat



bed

3- **Day 3b:** Cut out these words. Help your child match and tape them on top of the pictures on p. 42.
Practice reading the word and flipping it to check the picture underneath.

eating

drinking

bear


dog




eating



drinking



bear



dog

3- **Day 4a:** Cut out these words. Help your child match and tape them on top of the pictures on p. 44.
Practice reading the word and flipping it to check the picture underneath.

sleeping

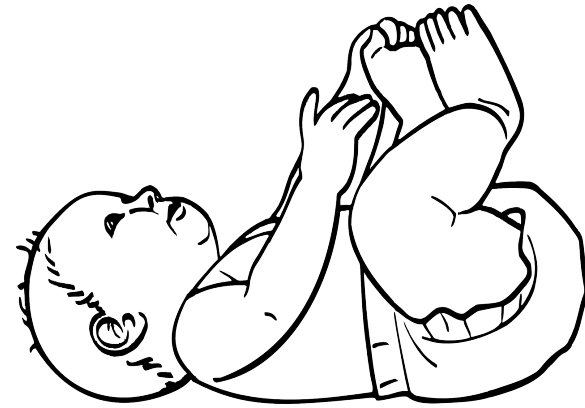
baby

cat


bed



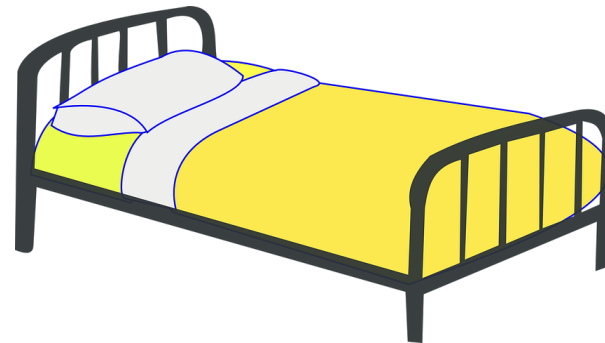
sleeping



baby



cat



bed

3- **Day 4b:** Cut out these words. Help your child match and tape them on top of the pictures on p. 46.
Practice reading the word and flipping it to check the picture underneath.

eating

drinking

bear


dog




eating



drinking



bear



dog

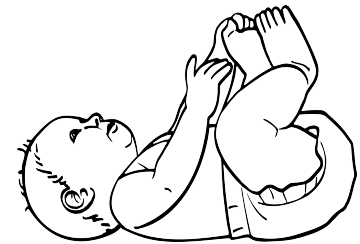

3- Day 5a: Draw a line to match the words to the picture.

dog

baby

sleeping

eating





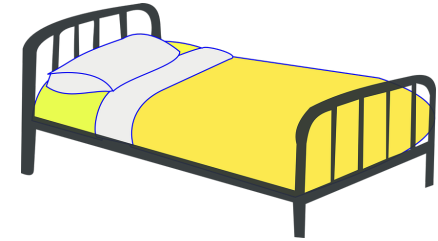
3- Day 5b: Draw a line to match the words to the picture.

cat

bear

drinking

bed



Day 5c: Cut out these sentences. Match and staple them to the pictures on p. 50 and read.
Practice reading each sentence and flipping the page to check the picture underneath.

baby is
drinking


cat is
drinking



Day 5d: Cut out these sentences. Match and staple them to the pictures on p. 52 and read.
Practice reading each sentence and flipping the page to check the picture underneath.

bear is
drinking

bear is
eating



Week 4

review words:

sleeping

baby

cat

bed

dog

eating

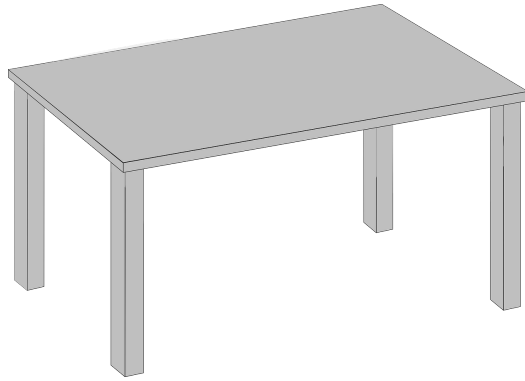
drinking

bear


table

chair


4 - **Day 1a:** Cut out these pictures. Help your child match and tape them to the words on p. 55.




table



chair



bear



dog

table

chair

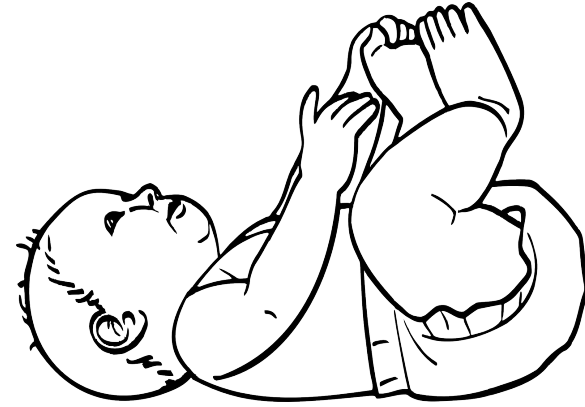
bear

dog

4- **Day 1b:** Cut out these pictures. Help your child match and tape them to the words on p.57.



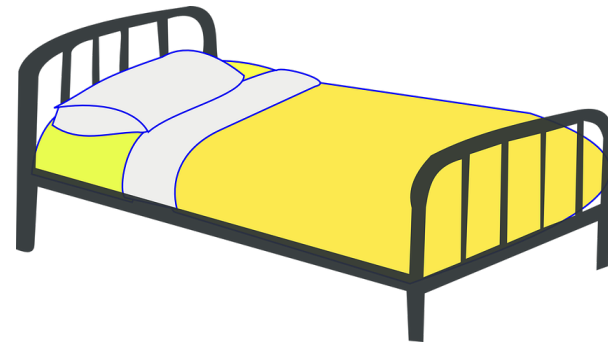
sleeping



baby



cat



bed

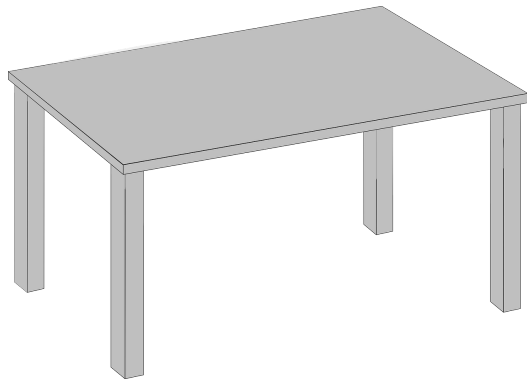
sleeping

baby


cat

bed


4 - **Day 2a:** Cut out these pictures. Help your child match and tape them to the words on p. 59.




table



chair



bear



dog

table

chair

bear

dog


4 - **Day 2b:** Cut out these pictures. Help your child match and tape them to the words on p. 61.



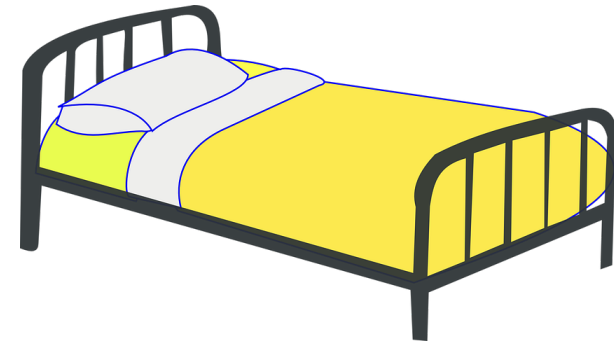
drinking



eating



cat



bed

drinking

eating

cat

bed

4- **Day 3a:** Cut out these words. Help your child match and tape them on top of the pictures on p. 63.
Practice reading the word and flipping it to check the picture underneath.

sleeping

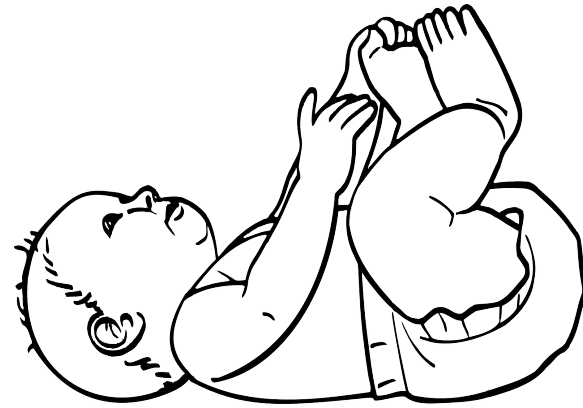
baby

cat


bed



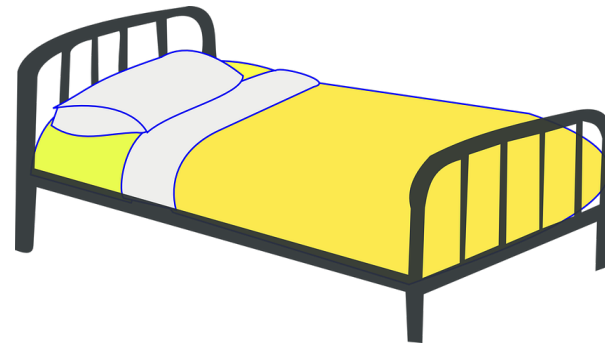
sleeping



baby



cat



bed

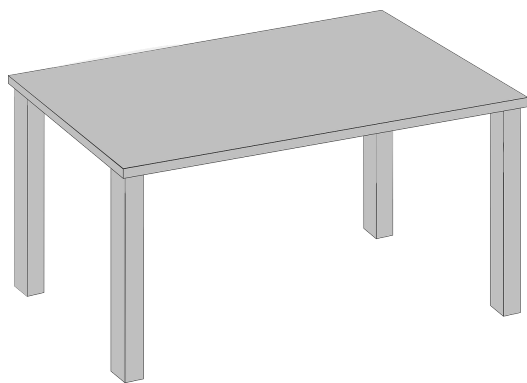
4- **Day 3b:** Cut out these words. Help your child match and tape them on top of the pictures on p. 65.
Practice reading the word and flipping it to check the picture underneath.

table


chair

bear


dog




table



chair



bear



dog


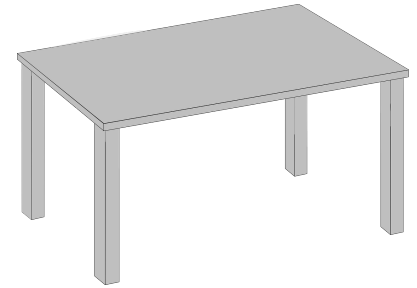
4 - **Day 4a:** Draw a line to match the words to the picture.

table

chair

sleeping

eating




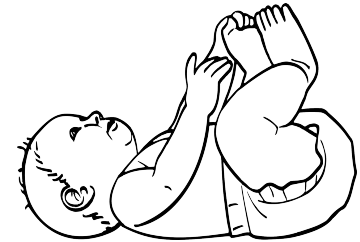


4 - **Day 4b:** Draw a line to match the words to the picture.

dog

baby

chair

table





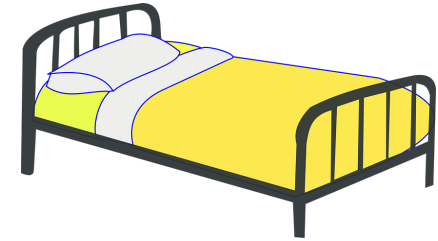
4 - **Day 4c:** Draw a line to match the words to the picture.

cat

bear

drinking

bed



4 - **Day 5a:** Cut out these sentences. Match and staple them to the pictures on p 70 and read.
Practice reading each sentence and flipping the page to check the picture underneath.

Parent say: Where is the dog?

on the
table

Parent say: Where is the cat ?

on the
chair



dog is on the table



cat is on the chair

4 - **Day 5b:** Cut out these sentences. Match and staple them to the pictures on p 72 and read.
Practice reading each sentence and flipping the page to check the picture underneath.

Parent say: Where is bear?

on the
chair

Parent say: Where is baby?

on the
table.



bear is on the chair



baby is on the table

Week 5

review words:

sleeping

baby

cat

bed

dog

eating

drinking

bear

table

chair

sitting

doll

washing

brushing

5- Day 1: Cut out these pictures. Help your child match and tape them to the words on p. 75.



sitting



doll



washing



brushing

sitting

doll

washing

brushing

5- **Day 2:** Cut out these pictures. Help your child match and tape them to the words on p. 77.



sitting



doll



washing



brushing

sitting

doll

washing

brushing

5- Day 3: Cut out these pictures. Help your child match and tape them to the words on p. 79.



sitting



doll



washing



brushing

sitting

doll

washing

brushing

5- Day 4a: Draw a line to match the words to the picture.

sitting

washing

doll

brushing




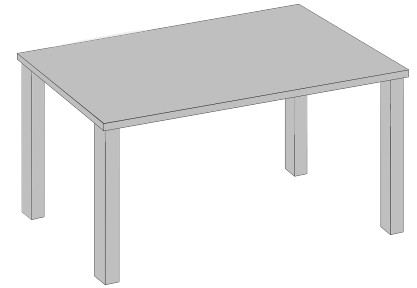
4 - **Day 4b:** Draw a line to match the words to the picture.

table

chair

sleeping

eating




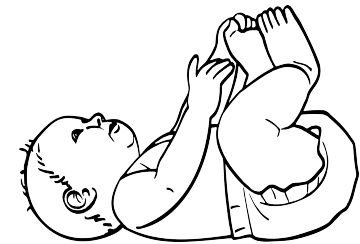


4 - **Day 4c:** Draw a line to match the words to the picture.

dog

baby

chair

table





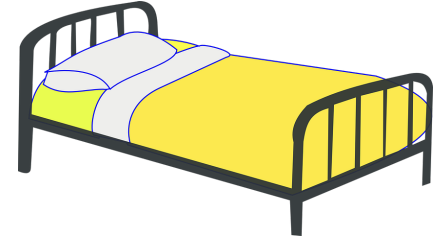
4 - **Day 4d:** Draw a line to match the words to the picture.

cat

bear

drinking

bed




5 - **Day 5a:** Cut out these sentences. Match and staple them to the pictures on p. 85 and read.
Practice reading each sentence and flipping the page to check the picture underneath.

Parent say: What is baby doing ?

baby is
sitting

Parent say: What is cat doing?

cat is
sitting



baby is sitting



cat is sitting

5 - **Day 5b:** Cut out these sentences. Match and staple them to the pictures on p. 87 and read.
Practice reading each sentence and flipping the page to check the picture underneath.

Parent say: What is baby doing?

baby is
washing

Parent say: What are they doing?

washing
dog



baby is washing



washing dog

5 - **Day 5c:** Cut out these sentences. Match and staple them to the pictures on p. 89 and read.
Practice reading each sentence and flipping the page to check the picture underneath.

Parent say: What is bear doing?

bear is
washing

Parent say: What is she doing?

brushing
cat



bear is washing



brushing cat