



Let's Learn About

Money!

Level A: Learning About Coins
and Counting the Same Type of Coins

Activities

1. My Book of Coins
2. Montessori Three-Part Cards - American Coins
3. Trace the names of the coins
4. Trace the value of each coin
5. Color the value of each coin
6. Match each coin with its name
7. Match each coin with its value
8. Write or glue the value of each coin
9. Sort coins
10. Count the pennies
11. What can you buy? (with pennies)
12. Connect the Dots: Count by Fives
13. Count by fives to count the nickels
14. What can you buy? (with nickels)
15. Connect the Dots: Count by Tens
16. Count by tens to count the dimes
17. What can you buy? (with dimes)
18. What's the Missing Number? (counting by 25)
19. Count by 25 to count quarters
20. What can you buy? (with quarters)



My Book of Coins

This is a penny.



A penny is worth 1 cent.

This is a nickel.



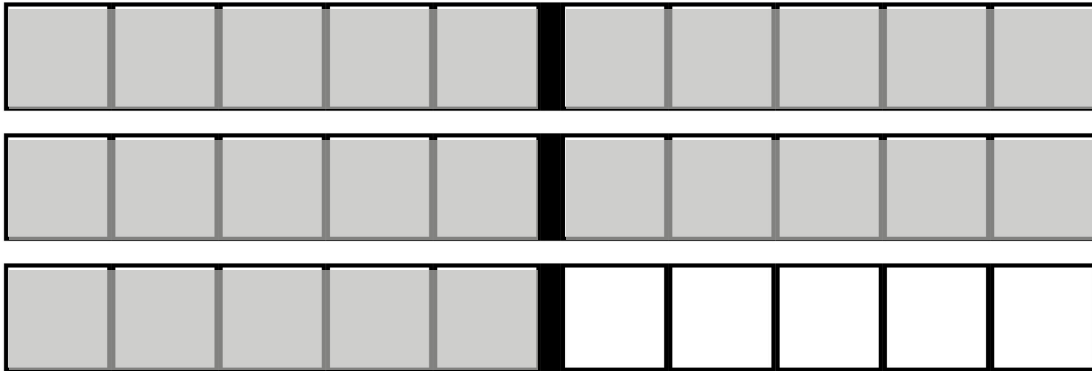
A nickel is worth 5 cents.

This is a dime.



A dime is worth 10 cents.

This is a quarter.



A quarter is worth 25 cents.

This is a penny.



This is a nickel.



This is a dime.



This is a quarter.



1 ¢



penny

1 ¢



penny



penny



penny

5 ¢



nickel

5 ¢



nickel



nickel



nickel

10 ¢



dime

10 ¢



dime



dime



dime

25 ¢



quarter

25 ¢



quarter



quarter




quarter

Sort the Coins

Use real coins or paper coins and sort them.



pennies



nickels



Sort the Coins

Use real coins or paper coins and sort them.




dimes



quarters



Paper coins for sorting



Trace the names of the coins



penny



nickel



dime



quarter

Which coin is copper ?

nickel

dime

penny

Trace the value of each coin



1 ¢



5 ¢



10 ¢



25 ¢

Which coin worth the least ?

nickel

dime

penny

Color the value of each coin



--	--	--	--	--	--	--	--	--	--



--	--	--	--	--	--	--	--	--	--



--	--	--	--	--	--	--	--	--	--



Which coin is worth the most ?

penny

quarter

dime

Match each coin with its name



dime



quarter



nickel



penny

Which coin is the smallest?

nickel

dime

penny

Match each coin with its value



25 ¢



1 ¢



5 ¢



10 ¢

Which coin is the biggest?

dime

quarter

nickel

Write or glue the value of each coin



a penny is worth



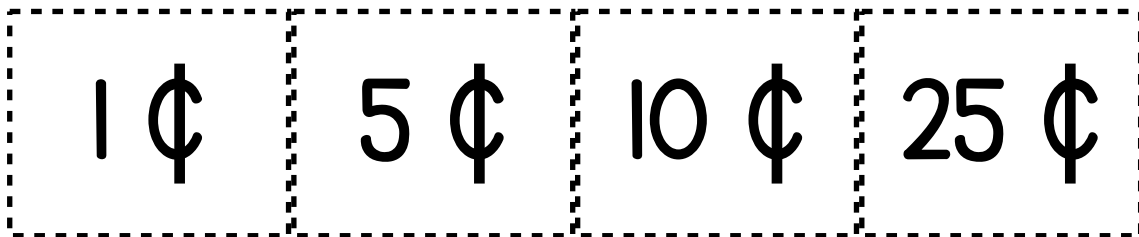
a nickel is worth



a dime is worth



a quarter is worth



Count the pennies.
Write the value of each group






Count the pennies.
Write the value of each group



What can you buy?

Draw a line from the money to the item you can buy.



Connect the Dots!

Count by 5s from 5 to 50.

5 ●

10 ●

15 ●

20 ●

25 ●

30 ●

35 ●

40 ●

45 ●

50 ●

Count by **fives** to count nickels.
Write the value of each group

5	10	15	20	25	30	35	40
---	----	----	----	----	----	----	----



5

10



5

10

15



5

10

15

20

25

Count by **fives** to count nickels.
Write the value of each group

5	10	15	20	25	30	35	40
---	----	----	----	----	----	----	----



What can you buy?

Draw a line from the money to the item you can buy.



Connect the Dots!

Count by tens to one hundred.

● 10

80
●

● 20

70
●

90
●

100
●

● 30

●
60

●
50

● 40

Count by **tens** to count dimes.
Write the value of each group

10	20	30	40	50	60	70	80
----	----	----	----	----	----	----	----



10 20



10 20 30 40



10 20 30 40 50



60 70


Count by **tens** to count dimes.
Write the value of each group

10	20	30	40	50	60	70	80
----	----	----	----	----	----	----	----




What can you buy?


Draw a line from the money to the item you can buy.




What's the Missing Number?
Count by 25s to find out.

25	50	75	100
----	----	----	-----

25		75	100
----	--	----	-----

25	50	75	
----	----	----	---

25	50		100
----	----	--	-----

Count by 25 to count quarters.
Write the value of each group

25	50	75	100
----	----	----	-----



25

50



25

50

75



25

50

75

100

Count by 25 to count quarters.
Write the value of each group

25	50	75	100
----	----	----	-----



--




--



--

What can you buy?

Draw a line from the money to the item you can buy.



Credits:

Money clipart by Z is for Zebra



Font by Kimberly Geswein Fonts

Images from Pixabay or generated by AI

You may also be interested in:

Let's Learn About Money Level B: Counting Mixed Coins
Simply Addition - Level 1
Simply Subtraction - Level 2